

Errata to ASME PTC 19.3 TW-2010 Thermowells

The errata corrections listed below apply to ASME PTC 19.3 TW-2010. These corrections will be incorporated into the next edition of ASME PTC 19.3 TW.

| <i>Page</i> | <i>Location</i> | <i>Change</i> |
|-------------|-----------------|---|
| 2 | Section 2 | Units of I corrected to read " $\text{m}^4 (\text{in.}^4)$ " |
| 17 | Fig. 6-6-1 | (1) Illustrations (b) and (c) corrected to include welds (see figure on overleaf) (2) Shading added to illustration (c) (see overleaf) |
| 30 | 8-1.1.2 | Figure 6-6-1 illustration reference (e) corrected to read "(f)" |
| 32 | 8-1.5 | In eq. (6-10-7), " $(1 - 0.1733^2)$ " corrected to read " $(1 - 0.1733^4)$ " |
| 34 | 8-2.1.3(a) | Value of E corrected to read " $1.93 \times 10^5 \text{ MPa} = 1.93 \times 10^{11} \text{ Pa}$ " |
| | 8-2.2 | Spelling of the word "Approximate" corrected in Step 1 |

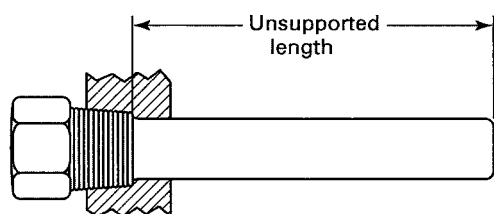
THE AMERICAN SOCIETY OF MECHANICAL ENGINEERS
Three Park Avenue, New York, NY 10016-5990

March 2012

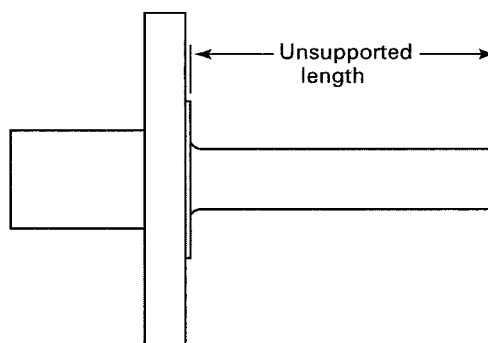


C7410E

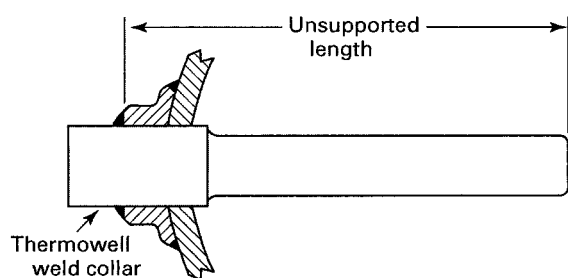
Fig. 6-6-1 Unsupported Length of Thermowells



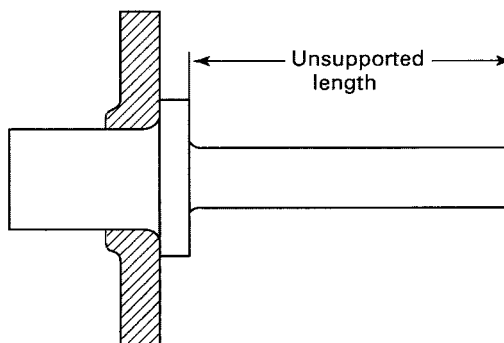
(a) Threaded Thermowell



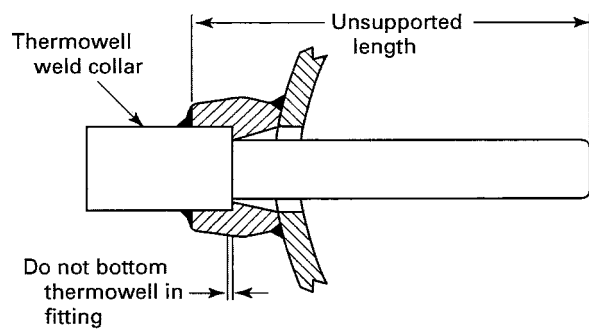
(d) Flanged Thermowell



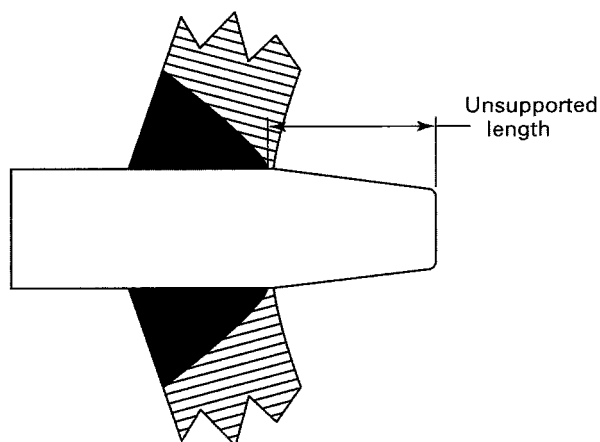
(b) Socket Weld Thermowell



(e) Lap-Joint (Van Stone) Thermowell



(c) Socket Weld Thermowell



**(f) Tapered-Shank Weld-In Thermowell
Installed Directly Into Pipe Wall**